

READ THIS FIRST

Quick-Start Guide



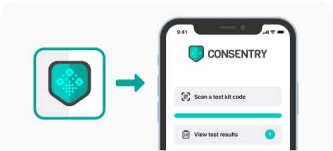
You will need the **Consentry app** on your phone before you begin

Consentry is an electronic health pass for you to show your validated test results when asked to


Scan this code with your phone to download, or search for "Consentry"



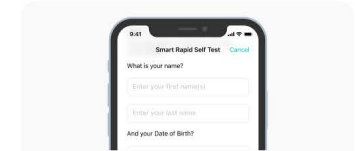
Open Consentry



1 Open Consentry and tap 'Scan a test kit code'

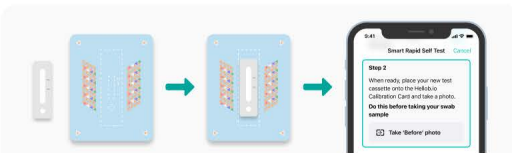


2 Scan this code
This is your test kit code




3 Enter your **name** and **date of birth** for your test result

Before you take your swab sample

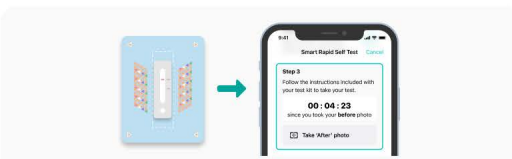


4 Use Consentry to take a photo of the **cassette** placed on the **calibration card** before you take your sample

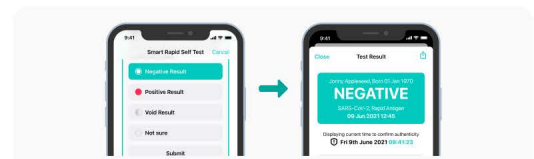


5 Now refer to the **cassette manufacturer instruction leaflet** to take and process your sample

After you have processed your swab sample



6 Open Consentry again to take a photo of the cassette placed on the calibration card **after your sample is processed**



7 Finally **report your result** as you see it. Your result will be independently validated and the result displayed on screen*



Let's get moving again

* This should be available immediately, but can sometimes require a short delay whilst the result is reviewed. Kit code: XXX